



# Shape Cards

 Cut on the lines.



**BRAINBOOSTERS**  
*learning is child's play*

## HOW TO TEACH 10 SHAPES



Show and say the shape word first and then show the shape on the back of the cards.



**BRAINBOOSTERS**  
*learning is child's play*

## GUESSING GAME



Hide any shape behind your back and ask your child to guess which one it is. Say the name of the shape as you reveal it.



pentagon

rectangle

hexagon

circle

trapezium

triangle

diamond

square

star

oval

Shape Cards

**BRAINBOOSTERS**  
learning is child's play


#### HOW TO TEACH POSITIONS



Place any shape card on top, inside, under, next to a bucket as you say the position words.

**BRAINBOOSTERS**  
learning is child's play

#### HIDING GAME



Cover shape cards with a piece of paper and reveal it slowly. Ask your child to guess the name of the shape. Say the name of the shape when you reveal the whole shape.

