

# Numbers 1 - 10

1

1

3

3

5

5

7

7

9

9

2

2

4

4

6

6
















8

8

10

10

# Dot Cards



# Numbers 1 - 10

Extra Set

1

1

3

3

5

5

7

7

9

9

2

2

4

4

6

6











8

8

10

10

# Dot Cards



# English Number Names 1 - 10

Find the zero on page 13 & 17

A large number line on a yellow background, ranging from 1 to 10. Each number is written in a large, bold, black font. Below each number is a diagram showing the stroke order for writing it, with small black shapes containing the stroke number (1, 2, 3, 4, 5, 6, 7, 8, 9, 10) and arrows indicating the direction of the stroke. The numbers and their stroke order diagrams are: 1 (1 stroke), 2 (2 strokes), 3 (3 strokes), 4 (4 strokes), 5 (5 strokes), 6 (6 strokes), 7 (7 strokes), 8 (8 strokes), 9 (9 strokes), and 10 (10 strokes).

two

one

four

three

six

five

eight

seven

ten

nine

# SeSotho Number Names 1 - 10

1

3

5

7

9

1

3

5

7

9

2

4

6

8

10

2

4

6

8

10

pedi

nngwe

nne

tharo

tshela

hlano

robedi

supa

leshome

robong



# seTswana Number Names 1 - 10

Find the zero on page 9

1  
3  
5  
7  
9  
2  
4  
6  
8  
10

one  
three  
five  
seven  
nine  
two  
four  
six  
eight  
ten

pedi

nngwe

nne

tharo

thataro

tlhano

robedi

supa

lesome

robongwe

# isiZulu Number Names 1 - 10

1

3

5

7

9

1

3

5

7

9

2

4

6

8

10

2

4

6

8

10

kubili

kunye

kune

kuthatha

isiThupa

kuhlanu

isiShagalombili

isiKhombisa

iShumi

isiShagalolunye

# Afrikaans Number Names 1 - 10

1

3

5

7

9

1  
3  
5  
7  
9

2

4

6

8

10

2  
4  
6  
8  
10

twee

een

vier

drie

ses

vyf

agt

sewe

tien

nege

# Other Languages: Number Names 1 - 10

Find the zero  
on page 9

Any other languages can be written on the back of the number cards.

9

7

5

3

1

9

7

5

3

1

10

8

6

4

2

10

8

6

4

2






# Other Languages: Number Names 1 - 10

Any other languages can be written on the back of the number cards.





# Zero Number Names in Different Languages and Symbols



SeSotho

lefela

seTswana

lefela

isiZulu

iQanda

Afrikaans

nul

Other  
Languages

Ordinal Numbers 1<sup>st</sup> - 10<sup>th</sup>

9

9<sup>th</sup>

7

7<sup>th</sup>

5

5<sup>th</sup>

3

3<sup>rd</sup>

1

1<sup>st</sup>

10

10<sup>th</sup>

8

8<sup>th</sup>

6

6<sup>th</sup>

4

4<sup>th</sup>

2

2<sup>nd</sup>



# Money



R10

20c

R20

50c

R50

R1

5c

R2


10c

R5

Money

## Patterns



Press out the cards on the dotted lines.







Positions of Vegetables & Zeros





Zeros

zero



# Colours

Expanded opportunity: English words can be introduced.



brown

red

purple

blue

pink

yellow

black

green

white




orange

## Colours

Expanded opportunity: English words can be introduced.

# Shapes

Expanded opportunity: English words can be introduced.



pentagon rectangle

hexagon circle

trapezium triangle

diamond square

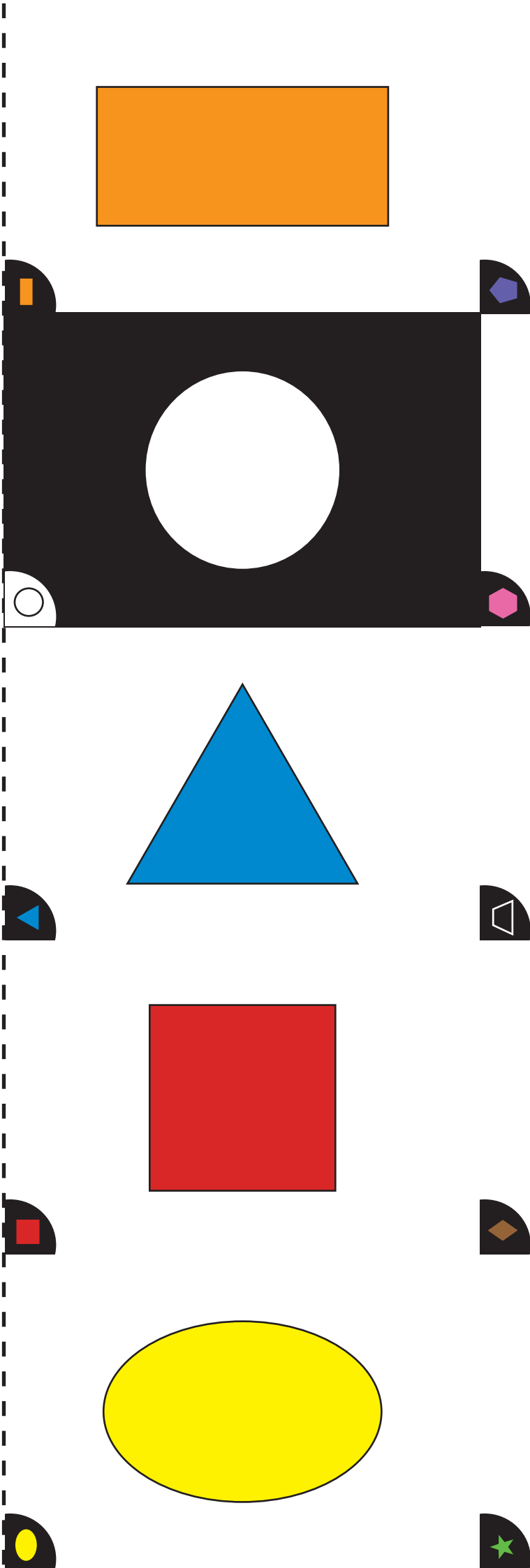
star oval

# Shapes

Expanded opportunity: English words can be introduced.

# Coloured Shapes

Expanded opportunity: English words can be introduced.



# Coloured Shapes

Expanded opportunity: English words can be introduced.

purple  
pentagon

orange  
rectangle

pink  
hexagon

white  
circle

black  
trapezium

blue  
triangle

brown  
diamond


red  
square

green  
star

yellow  
oval




Big & Small Shapes





# Symmetry

Cut on the dotted line and fold in half.





# Days of the Week

Expanded opportunity: English words can be introduced or write your home language on the back of these cards.

Monday

Tuesday

Wednesday

Thursday

Friday

Saturday

Sunday

November

December

# Other Languages: Days of the Week

Any other languages can be written on the back of the days of the week cards.



## Months of the Year

Expanded opportunity: English words can be introduced or write your home language on the back of these cards.

January

February

March

April

May

June

July

August

September

October

# Other Languages: Months of the Year

Any other languages can be written on the back of the months of the year cards.

---



# Sequencing of Time

Cut out on the dotted lines.

