



Animals



**BRAINBOOSTERS**  
*learning is child's play*


Age 2 - 3

# Animals

This book is not for mass distribution. It is solely for the use of parents at home.  
BrainBoosters owns the copyright.

**cow**








elephant









flamingo







eagle










monkey








giraffe










**rhinoceros**







frog









lion







perjures







Carer Name	Signature	Date	Product Care	Replacement
1.				
2.				
3.				
4.				
5.				
6.				
7.				
8.				

Carer Name	Signature	Date	Product Care	Replacement
1.				
2.				
3.				
4.				
5.				
6.				
7.				
8.				

WEEK 1 - Do the first 5 animals (cow, elephant, flamingo, eagle, monkey) in the book.  
 WEEK 2 - Do the last 5 animals (giraffe, rhinoceros, frog, lion, squirrel) in the book.

**WHY DO WE DO TWO ACTIVITIES THREE TIMES PER DAY FOR 10 DAYS?**

Repetition is necessary to make brain connections permanent. Children cannot remember a new word if they only hear it once. Brain connections become permanent when the child hears the word again and again and understand the meaning of the word. This is why we do the same activities three times per day:



**Remarkable Results  
 In a short period  
 of time!**

9:00



& 10:00




& 11:00



**ACTIVITY 1**

**DIFFERENT WEEKLY ACTIVITIES FOR NUMBERS USING NUMBERS OF HOPSCOTCH MAT OR DISCS**

<p><b>1</b></p> <p>Children will be able to identify the number 1 and count 1 object.</p>	<p><b>2</b></p> <p>Children will be able to identify the number 2 and count 2 objects.</p>	<p><b>3</b></p> <p>Children will be able to identify the number 3 and count 3 objects.</p>
<p><b>4</b></p> <p>Children will be able to identify the number 4 and count 4 objects.</p>	<p><b>5</b></p> <p>Children will be able to identify the number 5 and count 5 objects.</p>	<p><b>6</b></p> <p>Children will be able to identify the number 6 and count 6 objects.</p>
<p><b>7</b></p> <p>Children will be able to identify the number 7 and count 7 objects.</p>	<p><b>8</b></p> <p>Children will be able to identify the number 8 and count 8 objects.</p>	<p><b>9</b></p> <p>Children will be able to identify the number 9 and count 9 objects.</p>
<p><b>10</b></p> <p>Children will be able to identify the number 10 and count 10 objects.</p>	<p><b>11</b></p> <p>Children will be able to identify the number 11 and count 11 objects.</p>	<p><b>12</b></p> <p>Children will be able to identify the number 12 and count 12 objects.</p>



**ACTIVITY 2**

**USE BOOK WITH PRODUCT**

Read the word, show the animal, match the animal disc and then ask a child to match the animal disc and say the animal.

