

Shapes



**BRAINBOOSTERS**  
*learning is child's play*

Age 2 - 3


Method Shows  
Remarkable  
Results

Shapes

This book is not for mass distribution. It is solely for the use of parents at home.  
BrainBoosters owns the copyright.

**circle**








**triangle**










stair








herexagon










pentagon








**trappезium**










**sqjare**







rectangle










ovdi








diamond







	<b>Carer Name</b>	<b>Signature</b>	<b>Date</b>	<b>Product Care</b>	<b>Replacement</b>
1.					
2.					
3.					
4.					
5.					
6.					
7.					
8.					

Carer Name	Signature	Date	Product Care	Replacement
1.				
2.				
3.				
4.				
5.				
6.				
7.				
8.				

WEEK 1 - Do the first 5 shapes (circle, triangle, star, hexagon, pentagon ) in the book.  
WEEK 2 - Do the last 5 shapes (trapezium, square, rectangle, oval, diamond) in the book.

### WHY DO WE DO TWO ACTIVITIES THREE TIMES PER DAY FOR 10 DAYS?

Repetition is necessary to make brain connections permanent. Children cannot remember a new word if they only hear it once. Brain connections become permanent when the child hears the word again and again and understand the meaning of the word. This is why we do the same activities three times per day:



Remarkable Results  
in a short period  
of time!

9:00



& 10:00




& 11:00



### ACTIVITY 1

#### DIFFERENT WEEKLY ACTIVITIES FOR NUMBERS USING NUMBERS OF HOPSCOTCH MAT OR DISCS



### ACTIVITY 2

#### USE BOOK WITH PRODUCT

Read the word, show the shape, match the black shape and then ask a child to match the black shape and say the shape.

