



Karina Strydom

My colouring book of

ROAD SIGNS

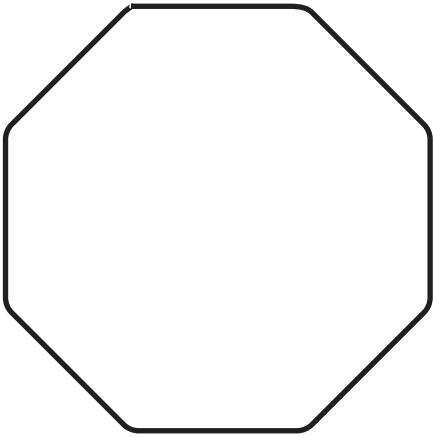


facts • vocabulary • SA languages • reading • writing • drawing • colouring in

stop

stop

Find the right sticker in the back of the book.



This sign indicates that you must stop.

How do I say the words in:

English

stop

isiZulu


yima

Afrikaans

stop

seSotho

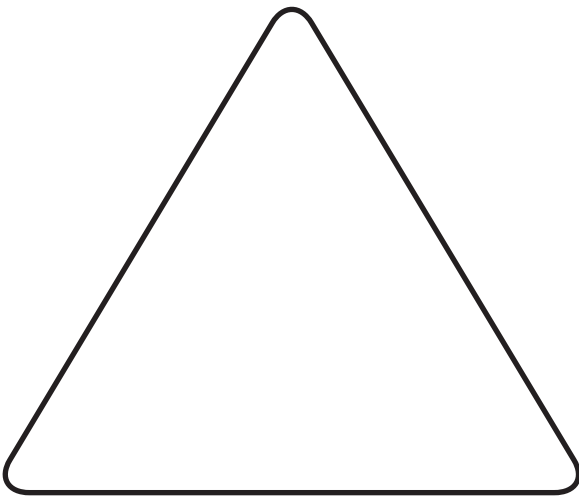
ema



T-junction

T-junction

Find the right sticker in the back of the book.



This sign indicates that you have to turn either left or right but you cannot drive straight.

How do I say the words in:

English

T-junction

isiZulu

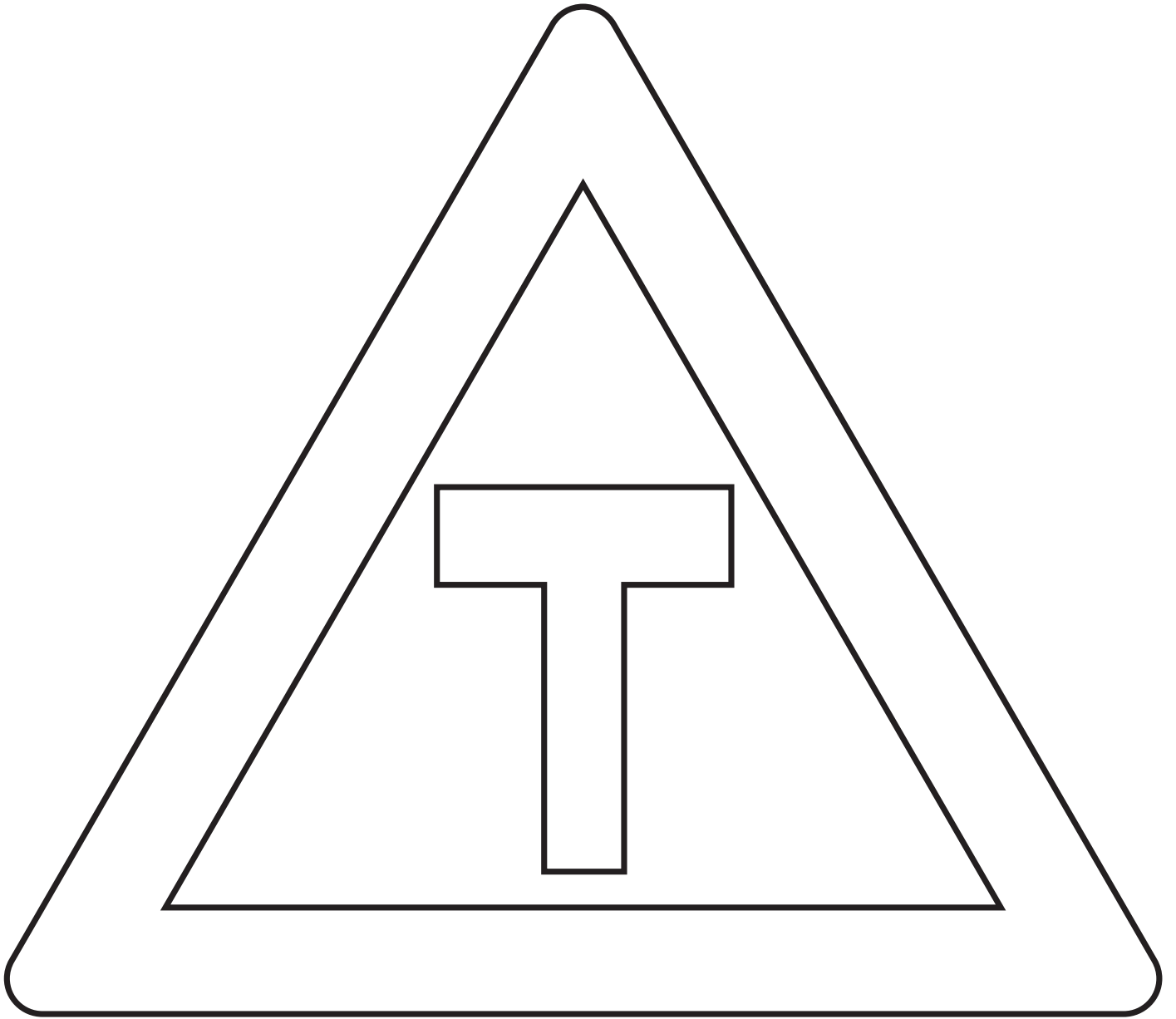
ithi-jankshini

Afrikaans

T-aansluiting

seSotho

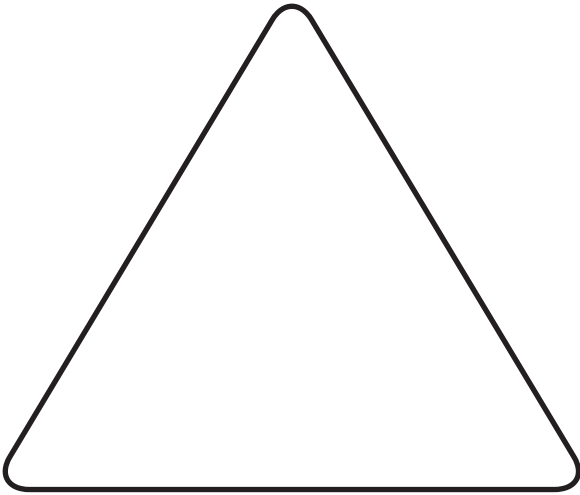
mateano a
ditsela a t



pedestrian crossing

pedestrian crossing

Find the right sticker in the back of the book.



This sign indicates where a pedestrian can cross the road safely.

How do I say the words in:

English

pedestrian
crossing

Afrikaans

sebraoorgang

isiZulu

kunqamula abahamba
ngezinyawo

seSotho


moo ho tshelang
diqwaha



pedestrians prohibited

pedestrians prohibited

Find the right sticker in the back of the book.



This sign indicates that no pedestrians are allowed to walk here.

How do I say the words in:

English

pedestrians
prohibited

isiZulu

akuhanjwa
ngezinyawo lapha

Afrikaans

voetgangers
verbode

seSotho


ha ho ditaaso



parking prohibited

parking prohibited

Find the right sticker in the back of the book.



This sign indicates that you are not allowed to park a car here.

How do I say the words in:

English

parking prohibited

Afrikaans


parkering verbode

isiZulu

Akupakwa lapha

seSotho


ha ho emiswe moo



police station

police station

Find the right sticker in the back of the book.



This sign indicates that there is a police station nearby.

How do I say the words in:

English

police station

Afrikaans

polisiestasie

isiZulu


isiteshi

samaphoyisa

seSotho

seteishene sa

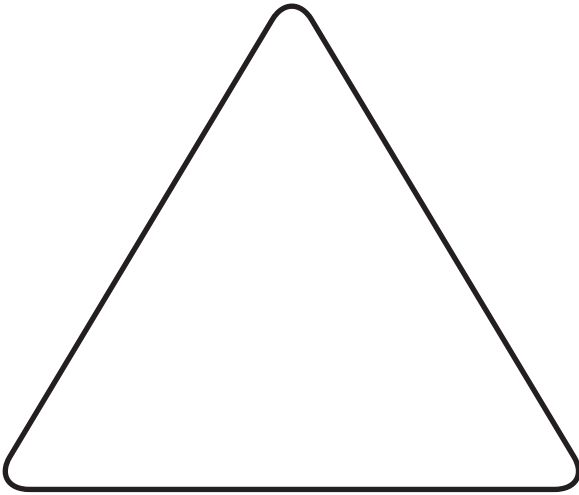
sepolesa



traffic light

traffic light

Find the right sticker in the back of the book.



This sign indicates that there is a traffic light ahead.

How do I say the words in:

English

traffic light

Afrikaans

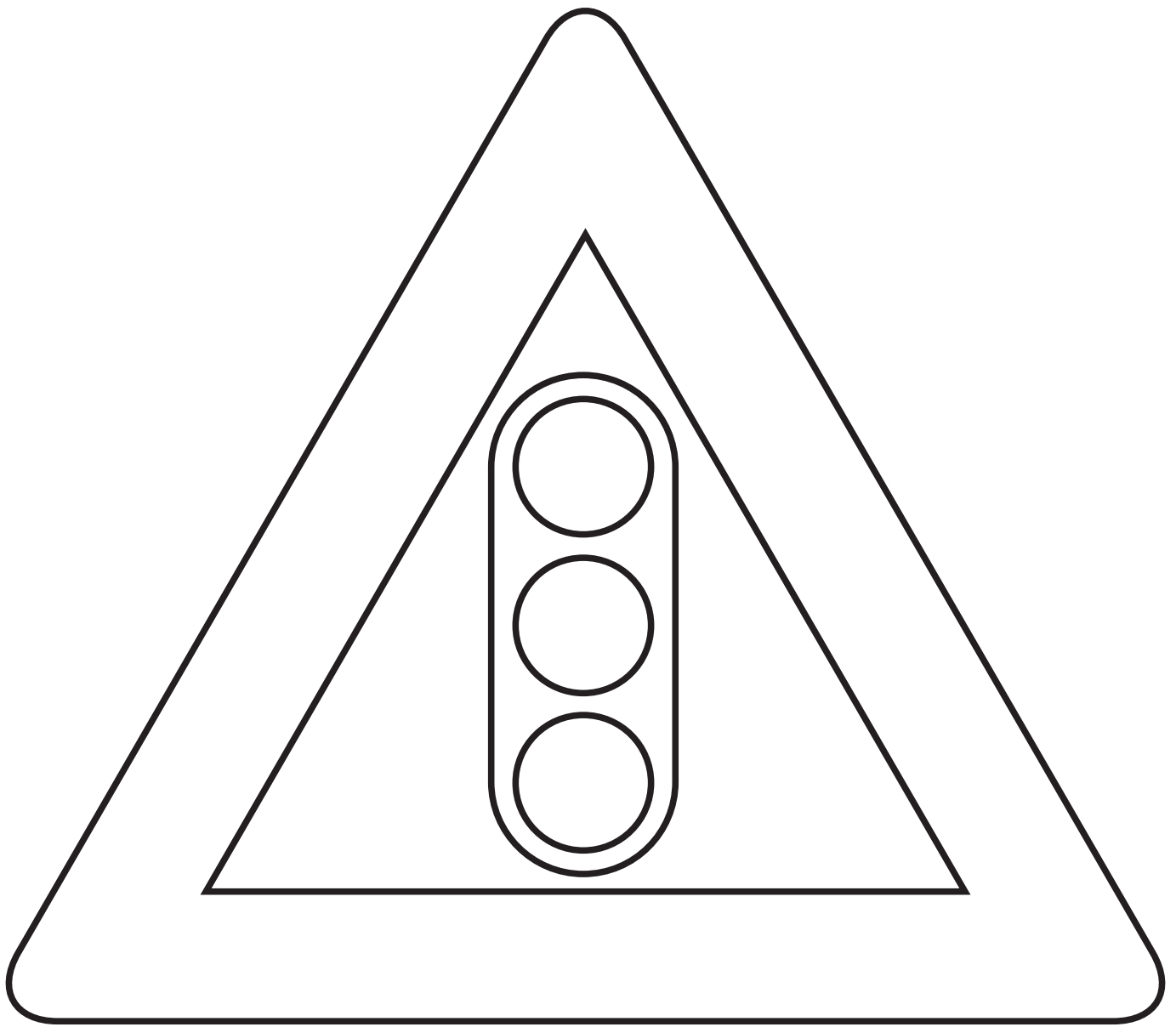
verkeerslig

isiZulu

amarobhothi

seSotho

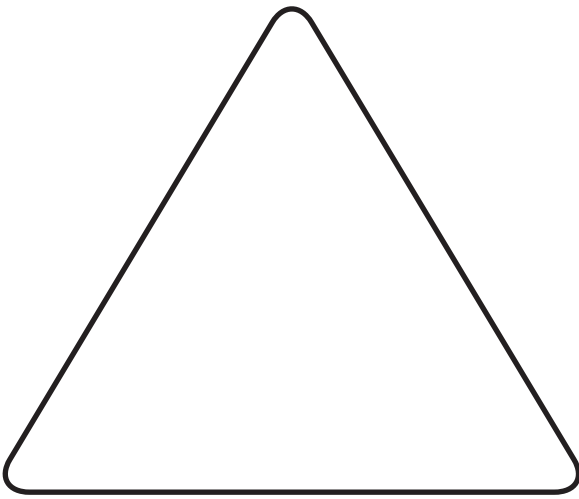
lebone la
sephethephethe



road works

road works

Find the right sticker in the back of the book.



This sign indicates that there are road works in progress.

How do I say the words in:

English

road works

Afrikaans

padwerke

isiZulu

kulungiswa
umgwaqo

seSotho


ho betlwa ha tsela



terminus

bus terminus

Find the right sticker in the back of the book.



This sign indicates a bus terminus where passengers can get on and off a bus.

How do I say the words in:

English

bus terminus

Afrikaans


busstop

isiZulu

isitobhu sebhasi

seSotho


boemelo ba bese



freeway

freeway

Find the right sticker in the back of the book.



This sign is usually seen at an on ramp or entrance to the freeway indicating to motorists where the freeway begins.

How do I say the words in:

English

freeway

Afrikaans

hoofweg

isiZulu

umgwaqo
owuthelawayeka

seSotho

tsela e bulehileng

